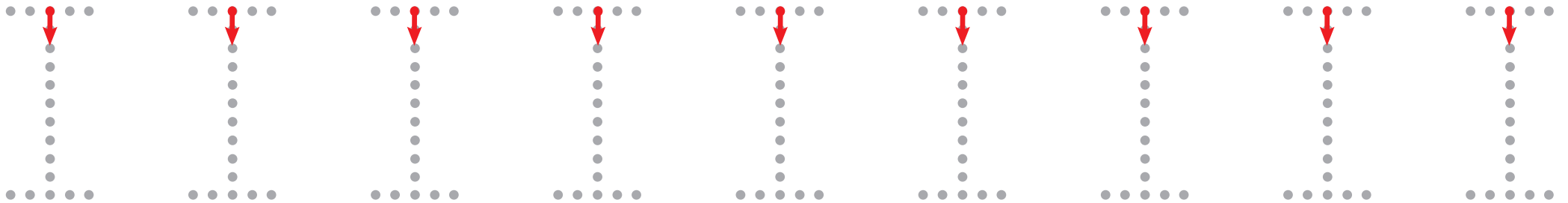
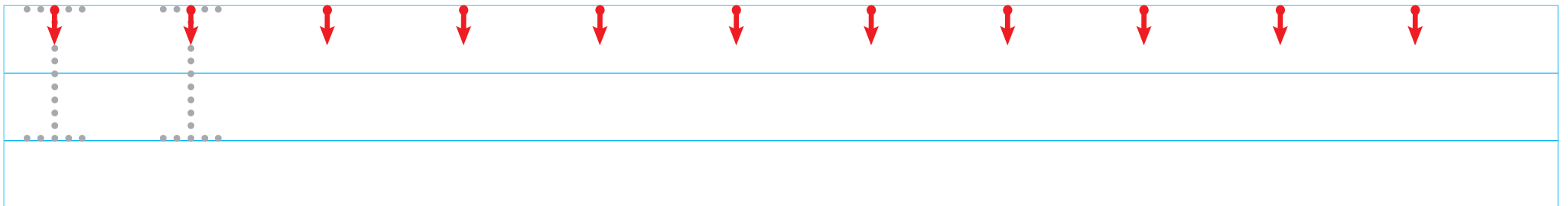
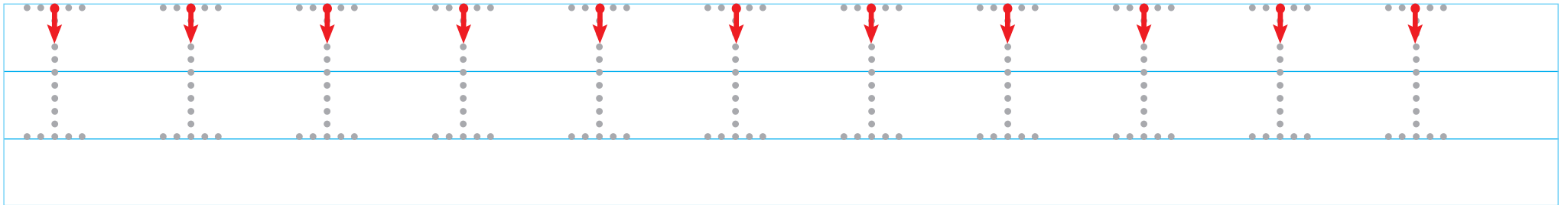


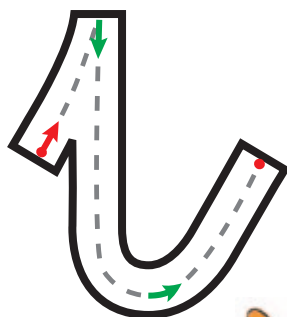
I i




- Repasar las letras i mayúsculas.
- Unir la I con los niños cuyo nombre empieza por I.

R Repasar y escribir las grafías.





I i

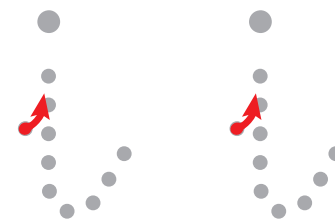

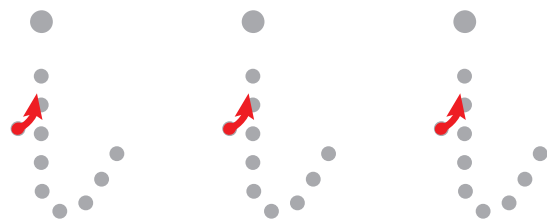
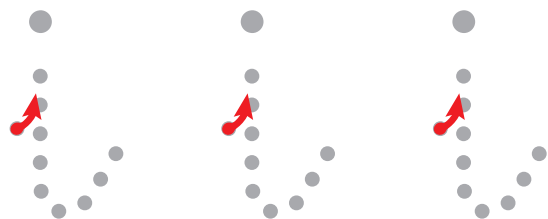


piscina

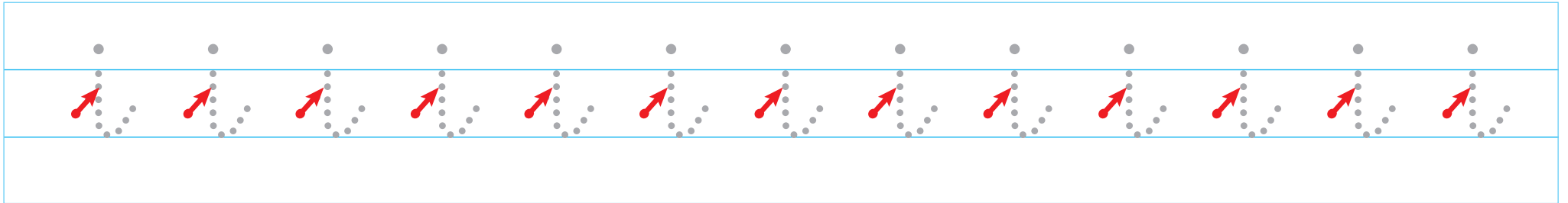
limón

pincel


casa



- Repasar las letras i minúsculas.
 - Repasar las letras i de las palabras y tachar la que no lleva.
- R** Repasar y escribir las grafías.



A horizontal box divided into three rows. The top row contains 13 dotted lowercase letters 'i'. Each letter has a red arrow pointing upwards from a starting dot, and a red arrow pointing downwards and then curving to the right, following the path of the dotted letter. The middle and bottom rows are empty for writing practice.



A horizontal box divided into three rows. The top row contains 13 red arrows. The first arrow is a dotted lowercase letter 'i' with a red arrow pointing upwards from a starting dot, and a red arrow pointing downwards and then curving to the right. The remaining 12 arrows are solid red arrows pointing downwards and then curving to the right, following the path of the dotted letter. The middle and bottom rows are empty for writing practice.